

# Radial Reporting & Analytics

## User Training

 Radial

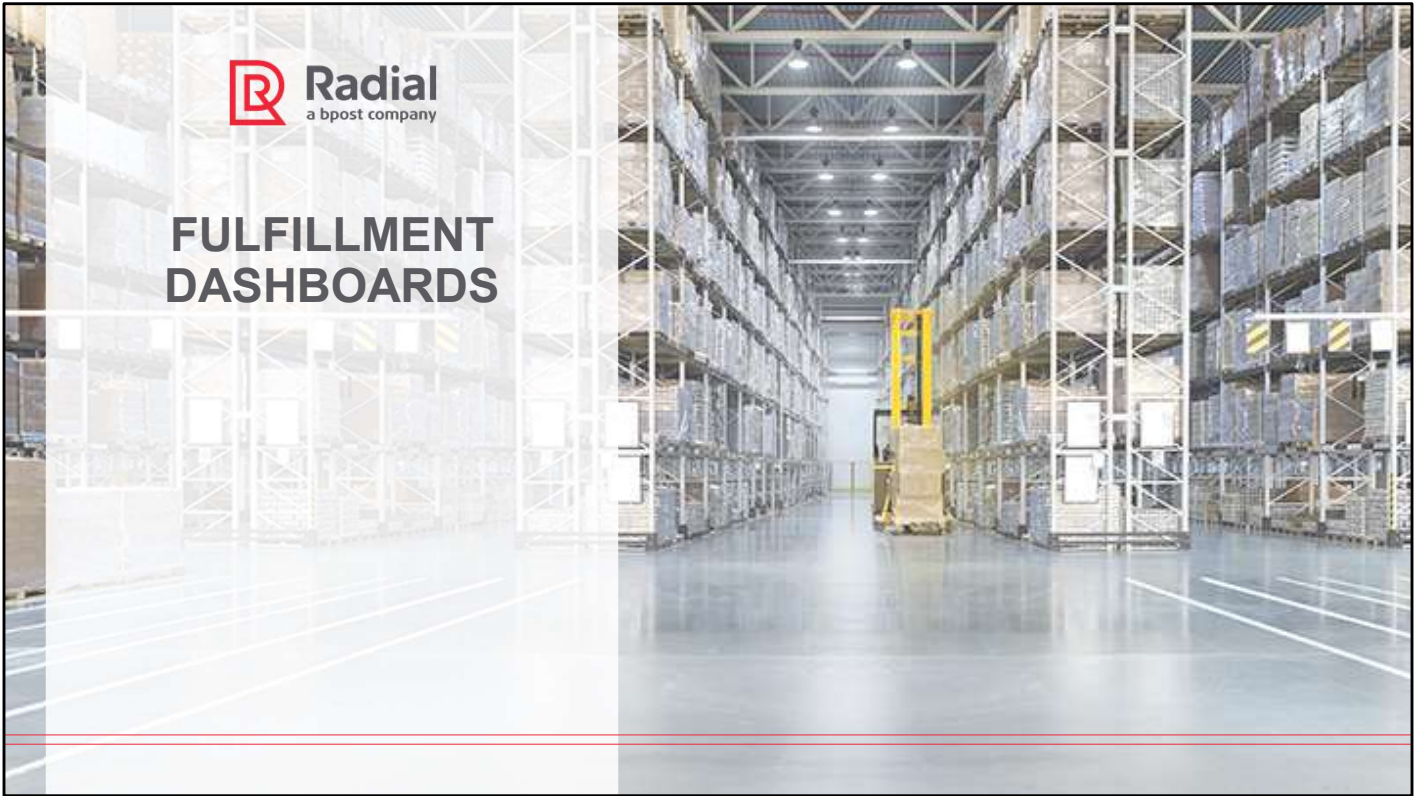
Proprietary & Confidential

# Agenda

- Introduction to Radial Reporting & Analytics
- Sisense Overview
  - Viewing Dashboards
  - Dashboard Navigation
  - Filters – Selecting, Saving, Resetting
  - Widget Navigation – Selecting, Drilling down
  - Exporting Widgets
  - Creating Data Alerts
- **Fulfillment Dashboards**
- Radial Order Management Dashboards
- Payments & Fraud Dashboards

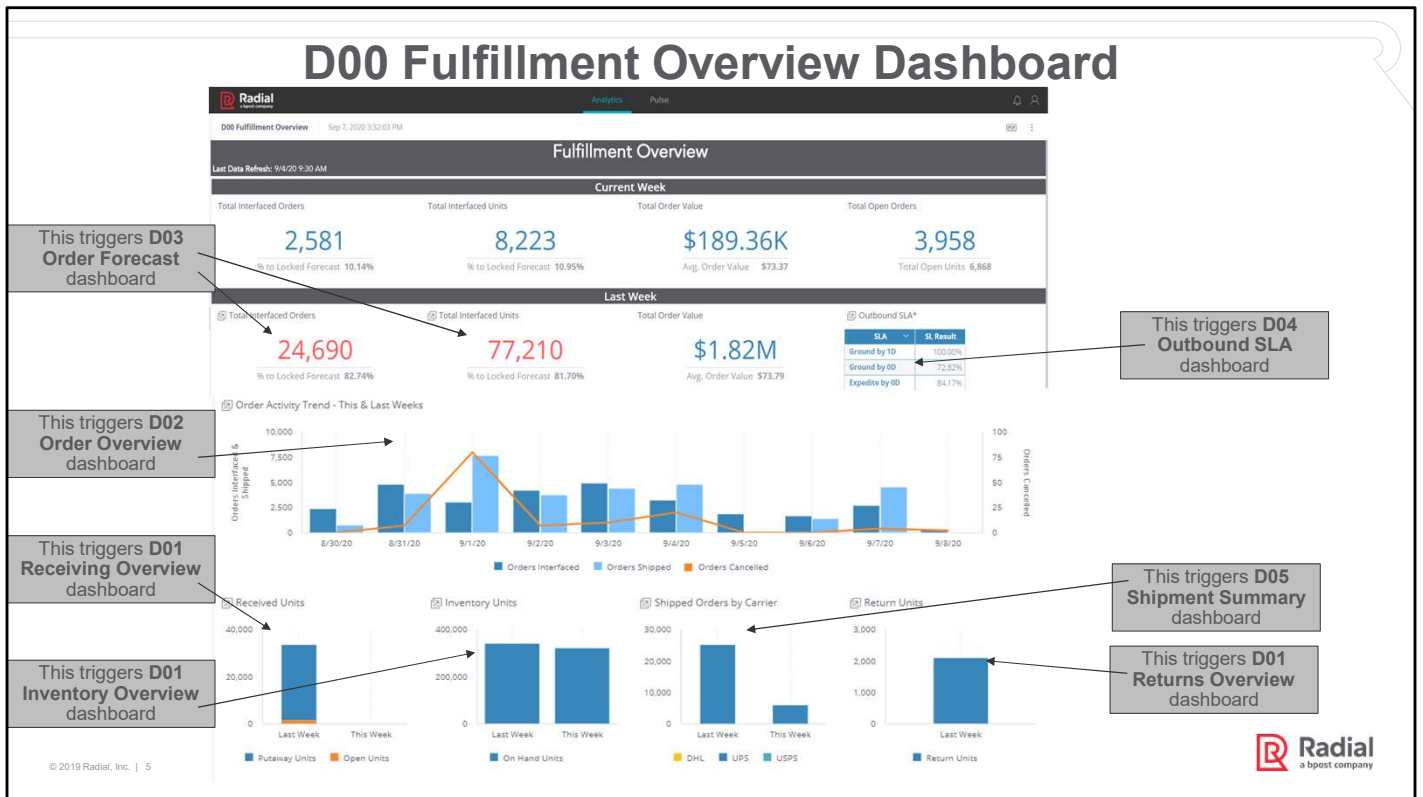


# FULFILLMENT DASHBOARDS



## Fulfillment Dashboard Refresh Timings

Folder	Sub-Folder	Dashboard Name	Dashboard Refresh Freq
Fulfillment	00 Executive Overview	D00 Fulfillment Overview	Daily
Fulfillment	01 Outbound	D01 Recent Order Activity	Hourly
Fulfillment	01 Outbound	D02 Order Overview	Daily
Fulfillment	01 Outbound	D03 Order Forecast	Daily
Fulfillment	01 Outbound	D04 Outbound SLA	Daily
Fulfillment	01 Outbound	D05 Shipment Summary	Daily
Fulfillment	01 Outbound	D06 Customized Order Overview	Daily
Fulfillment	01 Outbound	D07 Top and Tail-end Sold SKUs	Daily
Fulfillment	01 Outbound	R01 Order Forecast Details	Daily
Fulfillment	01 Outbound	R02 Order Details	Daily
Fulfillment	02 Inbound	D01 Receiving Overview	Daily
Fulfillment	02 Inbound	D02 Receiving Forecast	Daily
Fulfillment	02 Inbound	R01 Receiving Details	Daily
Fulfillment	02 Inbound	R02 Receiving Forecast Details	Daily
Fulfillment	02 Inbound	R03 Item Profile Details	Daily
Fulfillment	03 Inventory	D01 Inventory Overview	Daily
Fulfillment	03 Inventory	D02 Top and Tail-end Inventory SKUs	Daily
Fulfillment	03 Inventory	R01 Aged Inventory Details	Daily
Fulfillment	03 Inventory	R02 Inventory Details	Daily
Fulfillment	03 Inventory	R03 Cycle Count Details	Daily
Fulfillment	04 Returns	D01 Returns Overview	Daily
Fulfillment	04 Returns	R01 Returns Details	Daily



**Purpose:** The goal of this dashboard is to allow users to see how different fulfillment areas are doing. It also allows users as a landing pad to venture deep into other areas if they so choose to by using the jump-to dashboards.

**KPI's measured:** Total Interfaced Orders & Units, Compare actuals to Locked forecasts, Total Order Value, Average Order Value, Total Open Orders & units. Views for these metrics are for Current Week as well as Last week. We also show Outbound SLA results for last week. Order Activity Trend provides this week vs last week comparisons for daily count of orders interfaced orders shipped & orders cancelled.

We show Putaway units & Open units as this week vs last week comparisons.

We show On Hand Inventory count for this week vs last week comparisons.

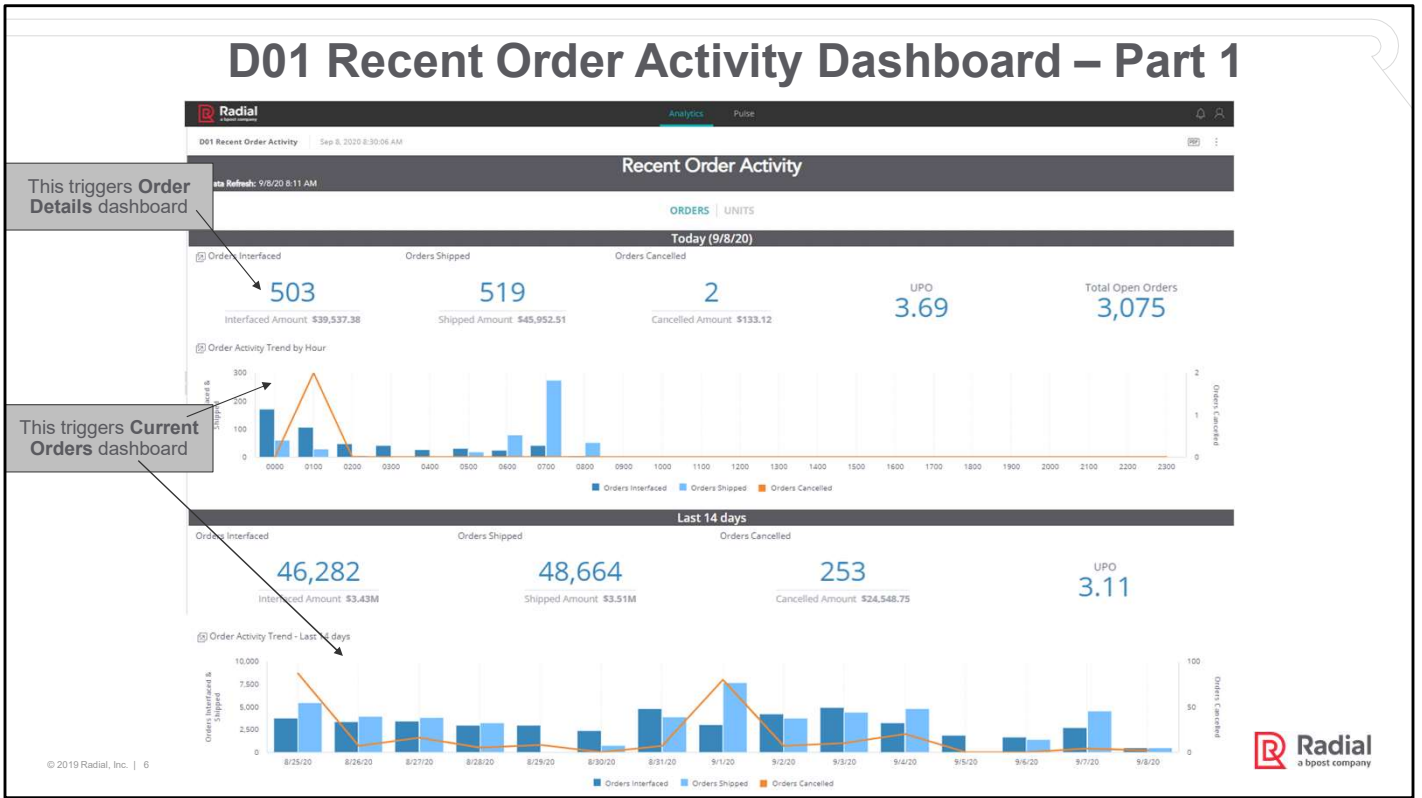
We show Shipped Orders by Carrier comparisons for this week vs last week.

We show Returned Units comparison for this week vs last week.

**Jump-to Dashboards available from this dashboard:**

- 01 Outbound → D02 Order Overview
- 01 Outbound → D03 Order Forecast
- 01 Outbound → D04 Outbound SLA
- 01 Outbound → D05 Shipment Summary
- 02 Inbound → D01 Receiving Overview
- 03 Inventory → D01 Inventory Overview
- 04 Returns → D01 Returns Overview

# D01 Recent Order Activity Dashboard – Part 1



**Purpose:** Goal of this dashboard is to provide key insights into recent order activity  
**KPI's measured:** Orders & Units Interfaced, Interfaced Amount, Orders & Units shipped, Shipped amount, Orders & Units cancelled, Cancelled amount, UPO, Open Orders & Units. Order Activity Trend by Hour (today) and by day (last 14 days), Order Summary by Interfaced date (last 14 days) and Waterfall View by Shipped Date (last 14 days).

**Jump-to Dashboards available from this dashboard:**

- Hourly Order Detail dashboard – presents order details for today
- Current Orders for today & Last 14 days – presents Orders & Units interfaced, shipped & cancelled by hour trends grouped by Single Unit & Multi unit orders

# D01 Recent Order Activity Dashboard – Part 2

Order Summary by Interfaced Date - Last 14 days

Interfaced Date	Total Order Count	Open Order Count	Open Order%	Shipped Order Count	Shipped Order%	Cancelled Order Count	Cancelled Order%
8/2/20	503	503	100.00%	0	0.00%	0	0.00%
8/7/20	2,724	1,311	48.13%	1,409	51.73%	4	0.15%
8/8/20	1,712	1	0.06%	1,708	99.94%	0	0.00%
8/9/20	1,888	0	0.00%	1,888	100.00%	0	0.00%
8/14/20	3,271	559	17.09%	2,710	82.83%	2	0.06%
8/31/20	4,950	0	0.00%	4,928	99.55%	22	0.44%
9/2/20	4,248	0	0.00%	4,235	99.72%	12	0.28%
9/1/20	3,054	0	0.00%	3,047	99.48%	17	0.56%
8/31/20	4,842	0	0.00%	4,779	98.70%	63	1.30%
8/30/20	2,427	0	0.00%	2,421	99.75%	6	0.25%
8/29/20	3,027	0	0.00%	3,027	100.00%	0	0.00%
8/28/20	3,028	0	0.00%	3,015	99.57%	12	0.40%
8/27/20	3,429	0	0.00%	3,429	99.71%	10	0.29%
8/26/20	3,388	0	0.00%	3,374	99.56%	14	0.41%
8/25/20	3,773	0	0.00%	3,755	99.52%	17	0.45%
Grand Total	33,912	0	0.00%	33,888	99.93%	24	0.07%

Waterfall View by Shipped Date - Last 14 days

Interfaced Date	Shipped Date Order Count														Grand Total	
	8/25/20	8/26/20	8/27/20	8/28/20	8/29/20	8/30/20	8/31/20	9/1/20	9/2/20	9/3/20	9/4/20	9/5/20	9/6/20	9/7/20		9/8/20
< 8/25/20	4,925															4,925
8/25/20	583	3,183														3,766
8/26/20		817	2,557													3,374
8/27/20			1,291	2,138												3,429
8/28/20				1,155	18	755	1,087									3,015
8/29/20							2,341	685								3,027
8/30/20							459	1,562								2,421
8/31/20							14	4,814	149							4,779
9/1/20								465	2,582							3,047
9/2/20									1,058	3,178						4,235
9/3/20										1,258	3,670					4,928
9/4/20											1,146	33	1,107	163	201	2,710
9/5/20													311	1,575	2	1,888
9/6/20														1,705	4	1,709
9/7/20														1,157	282	1,439
Grand Total	5,508	4,000	3,848	3,294	18	755	3,901	7,729	3,789	4,436	4,816	33	1,418	4,600	519	48,664

**Purpose:** Goal of this dashboard is to provide key insights into recent order activity  
**KPI's measured:** Orders & Units Interfaced, Interfaced Amount, Orders & Units shipped, Shipped amount, Orders & Units cancelled, Cancelled amount, UPO, Open Orders & Units. Order Activity Trend by Hour (today) and by day (last 14 days), Order Summary by Interfaced date (last 14 days) and Waterfall View by Shipped Date (last 14 days).

**Jump-to Dashboards available from this dashboard:**

- Hourly Order Detail dashboard – presents order details for last today
- Current Orders for today & Last 14 days – presents Orders & Units interfaced, shipped & cancelled by hour trends grouped by Single Unit & Multi unit orders



# D01 Recent Order Activity Dashboard – Jump-to Today’s Order Details

Order Details															
Last Data Refresh: 9/16/20 3:05 PM															
Today (9/16/20)															
Order Details															
Seller ID	Seller	Facility ID	Facility	Client Web Order Number	OMS Order Release Number	Web Order Date	Interfaced Date & Time	Shipped Date & Time	Cancelled Date & Time	Cancel Reason	Carrier	Service	Carrier Tracking ID	Order Status	Link
355	Mississauga	355	Mississauga	#CA187788	10115658180001	9/16/20	09/16/2020 13:30:06	N/A	N/A				1021260009849691	Accepted	Pack
355	Mississauga	355	Mississauga	#CA212781	10115611690001	9/16/20	09/16/2020 12:50:02	N/A	N/A				1021260009849431	DC Allocated	DC #
355	Mississauga	355	Mississauga	#CA238624	10115461610001	9/16/20	09/16/2020 10:10:05	09/16/2020 12:50:57	N/A		CPST	EXPP	1021260009848182	Shipped	Ship
355	Mississauga	355	Mississauga	#CA248784	10115407710001	9/16/20	09/16/2020 08:50:01	09/16/2020 12:51:39	N/A				1021260009848038	Shipped	Ship
355	Mississauga	355	Mississauga	#CA271450	10115691740001	9/16/20	09/16/2020 14:00:05	N/A	N/A				1021260009850055	Accepted	Pack
355	Mississauga	355	Mississauga	#CA311067	10115649310001	9/16/20	09/16/2020 13:20:04	N/A	N/A				1021260009849974	DC Allocated	DC #
355	Mississauga	355	Mississauga	#CA334704	10115326090001	9/16/20	09/16/2020 04:30:03	09/16/2020 13:39:29	N/A				1021260009839180	Shipped	Ship
355	Mississauga	355	Mississauga	#CA342130	10115419160001	9/16/20	09/16/2020 09:10:05	N/A	N/A		CPST	EXPP	1021260009848014	Accepted	Pack
355	Mississauga	355	Mississauga	#CA344430	10115345050001	9/16/20	09/16/2020 05:50:02	09/16/2020 12:29:26	N/A				1021260009839401	Shipped	Ship
355	Mississauga	355	Mississauga	#CA359428	10115308850001	9/16/20	09/16/2020 08:10:04	09/16/2020 14:03:37	N/A				1021260009839357	Shipped	Ship
355	Mississauga	355	Mississauga	#CA359453	10115628840001	9/16/20	09/16/2020 13:00:05	N/A	N/A				1021260009849554	DC Allocated	DC #
355	Mississauga	355	Mississauga	#CA359621	10115246730001	9/16/20	09/16/2020 00:40:05	09/16/2020 12:22:45	N/A				1021260009838671	Shipped	Ship
355	Mississauga	355	Mississauga	#CA361011	10115524180001	9/16/20	09/16/2020 11:20:04	09/16/2020 14:45:00	N/A				1021260009849080	Shipped	Ship
355	Mississauga	355	Mississauga	#CA361011	10115524180001	9/16/20	09/16/2020 11:20:04	09/16/2020 14:45:00	N/A				1021260009849080	Shipped	Ship
355	Mississauga	355	Mississauga	#CA361011	10115524180001	9/16/20	09/16/2020 11:20:04	09/16/2020 14:45:00	N/A				1021260009849080	Shipped	Ship
355	Mississauga	355	Mississauga	#CA361011	10115524180001	9/16/20	09/16/2020 11:20:04	09/16/2020 14:45:00	N/A				1021260009849080	Shipped	Ship
355	Mississauga	355	Mississauga	#CA362308	10115588290001	9/16/20	09/16/2020 12:20:03	N/A	N/A				1021260009849479	Accepted	Pack
355	Mississauga	355	Mississauga	#CA362764	10115328960001	9/16/20	09/16/2020 04:50:02	09/16/2020 12:38:57	N/A				1021260009839289	Shipped	Ship
355	Mississauga	355	Mississauga	#CA362796	10115612300001	9/16/20	09/16/2020 12:50:03	N/A	N/A				1021260009849417	Accepted	Pack
355	Mississauga	355	Mississauga	#CA363339	10115707480001	9/16/20	09/16/2020 14:10:20	N/A	N/A		CPST	XPP	1021260009850086	DC Allocated	DC #
355	Mississauga	355	Mississauga	#CA364119	10115716320001	9/16/20	09/16/2020 14:20:05	N/A	N/A		CPST	EXPP	1021260009850253	DC Allocated	DC #
355	Mississauga	355	Mississauga	#CA364357	10115657420001	9/16/20	09/16/2020 13:30:03	N/A	N/A				1021260009849943	Accepted	Pack
355	Mississauga	355	Mississauga	#CA364472	10115217070001	9/15/20	09/16/2020 00:20:03	09/16/2020 11:55:53	N/A				1021260009837872	Shipped	Ship
355	Mississauga	355	Mississauga	#CA365044	10115210280001	9/15/20	09/16/2020 00:20:02	09/16/2020 12:30:28	N/A				1021260009837865	Shipped	Ship

**Purpose:** Goal of this dashboard is to provide details of the orders that were interfaced to Radial WMS today

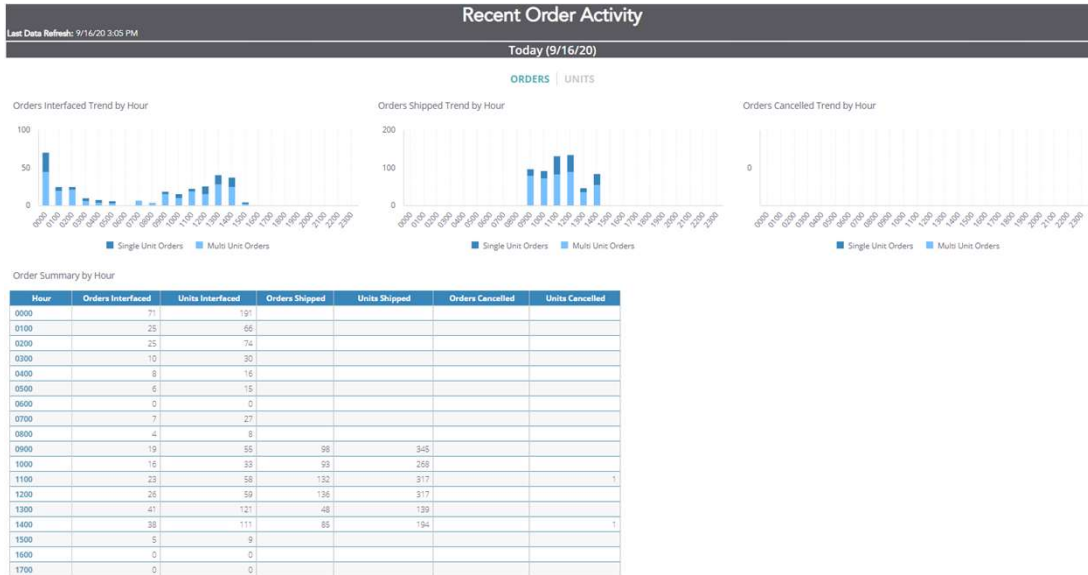
**KPI's measured:** Critical attributes on the order details.

**Filters on this dashboard:**

Client Name, Seller Name, Facility Name



# D01 Recent Order Activity Dashboard – Jump-to Current Orders Dashboard - Today

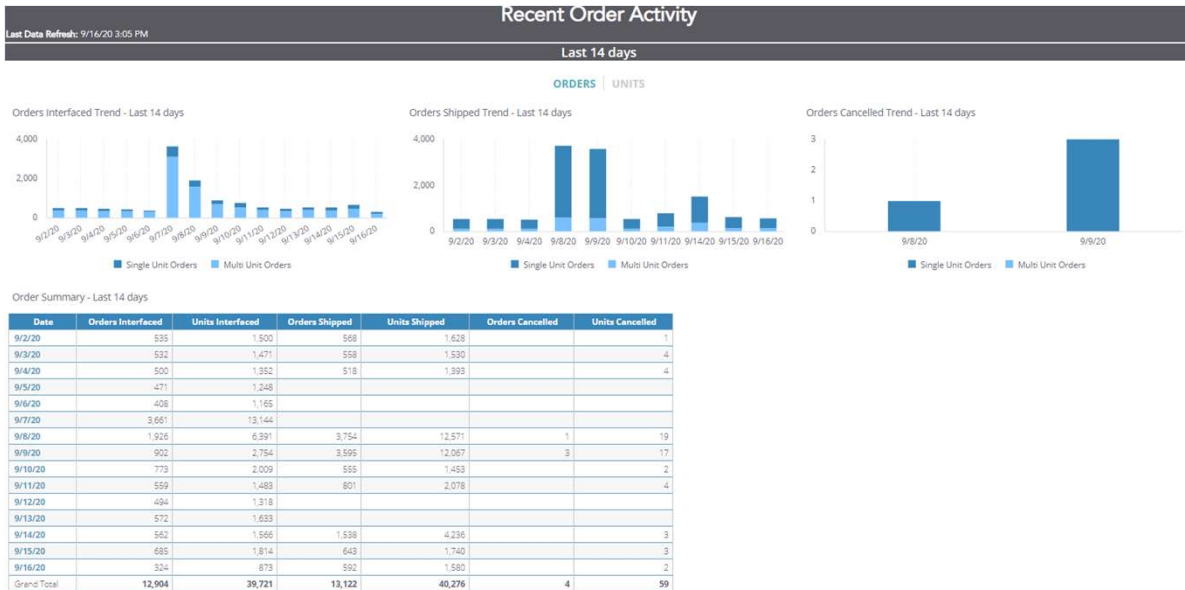


**Purpose:** Goal of this dashboard is to provide further summary of the orders that were interfaced to Radial WMS today

**KPI's measured:** Orders/Units interfaced trend by Hour by singles vs multi's, Orders/Units shipped trend by Hour by singles vs multi's, Orders/Units Cancelled trend by Hour by singles vs multi's, Order Summary by Hour

**Jump-to Dashboards available from this dashboard:**  
None

# D01 Recent Order Activity Dashboard – Jump-to Current Orders Dashboard – Last 14 days

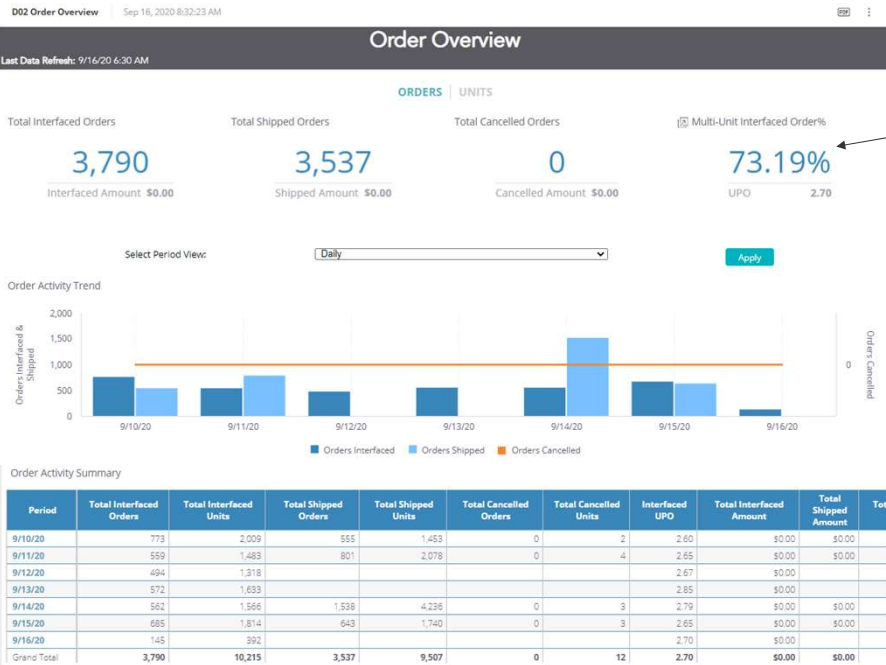


**Purpose:** Goal of this dashboard is to provide further summary of the orders that were interfaced to Radial WMS in past 14 days

**KPI's measured:** Orders/Units interfaced trend by Day by singles vs multi's, Orders/Units shipped trend by Day by singles vs multi's, Orders/Units Cancelled trend by Day by singles vs multi's, Order Summary by Day

**Jump-to Dashboards available from this dashboard:**  
None

# D02 Order Overview Dashboard



This triggers Single/Multi-Unit Orders dashboard

© 2019 Radial, Inc. | 11



**Purpose:** Goal of this dashboard is to provide key insights into order activity based on dates queried by the user

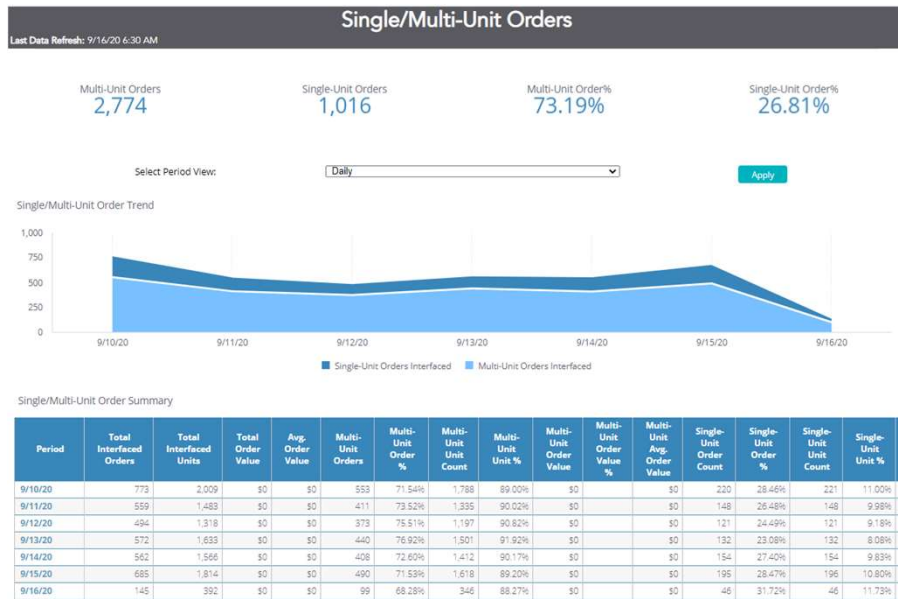
**KPI's measured:** Interfaced Orders & Units, Interfaced Amount, Shipped Orders & Units, Shipped Amount, Cancelled Orders & Units, Cancelled Amount.

Multi-Unit Interfaced Order %, UPO, Daily/Weekly/Monthly Order Activity Trends & Activity Summary

**Jump-to Dashboards available from this dashboard:**

- Single Multi Unit dashboard – presents order activity metrics pertaining to single vs mutli unit orders

# D02 Order Overview Dashboard – Jump-to Single/Multi-Unit Orders Dashboard



© 2019 Radial, Inc. | 12



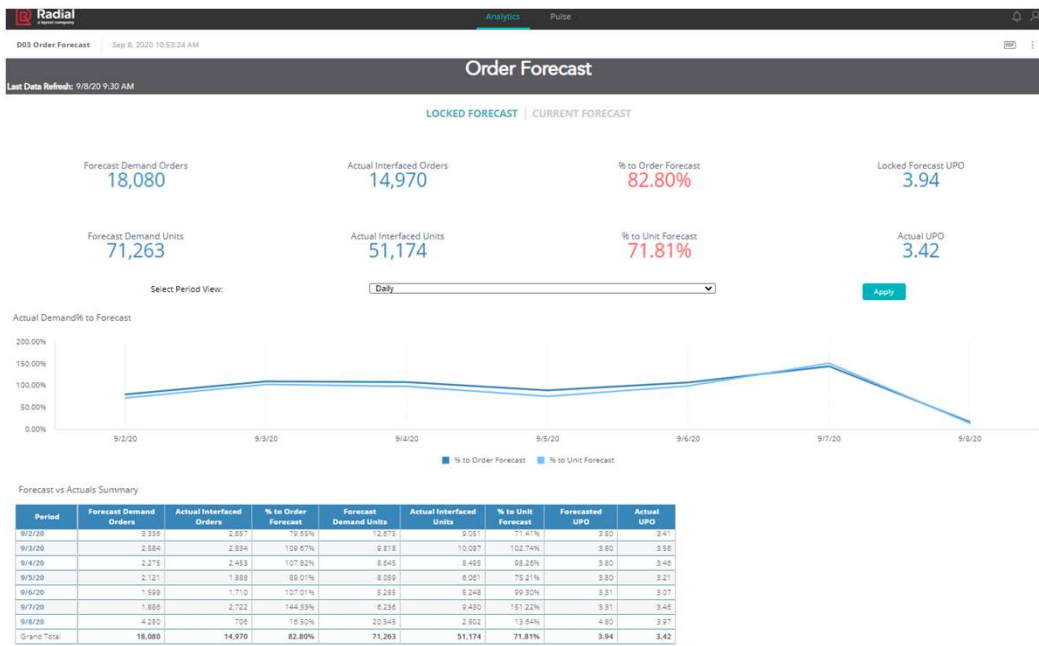
**Purpose:** Goal of this dashboard is to provide key insights into interfaced order activity based on single versus multi unit orders breakdown on the dates queried by the user

**KPI's measured:** Multi-Unit Orders Interfaced, Single-Unit Orders interfaced, Singles versus Multi unit order share, and Single/multi-unit order summary

**Jump-to Dashboards available from this dashboard:**

None

# D03 Order Forecast Dashboard



© 2019 Radial, Inc. | 13

Confidential



**Purpose:** Goal of this dashboard is to measure how business sees the order activity with respect to the locked & current forecasts

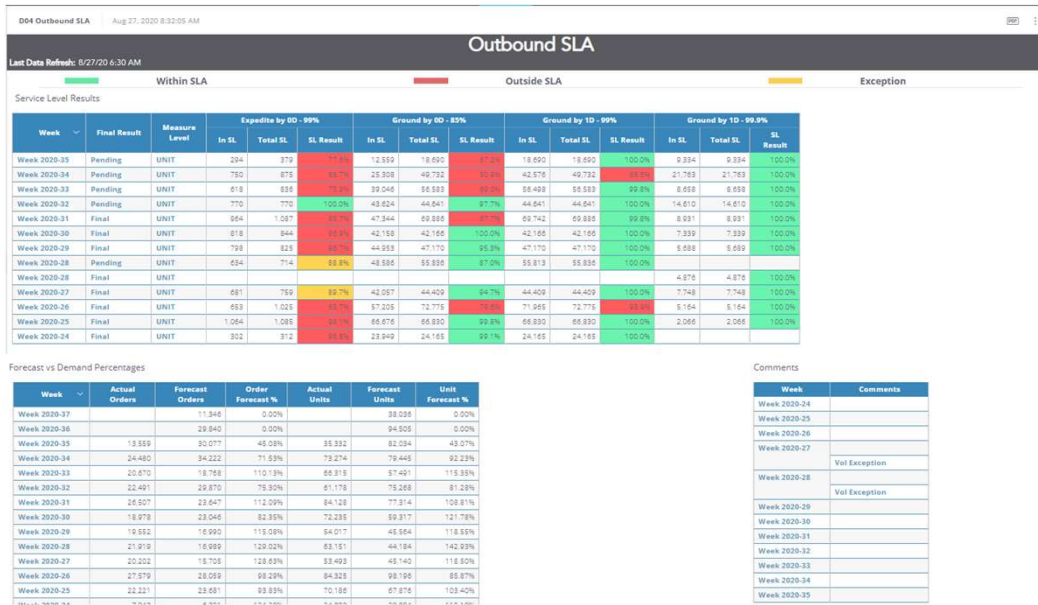
**KPI's measured:** Current & Locked Forecast Demand Orders & Units, Actual Interfaced Orders & Units, % to Locked & Current forecast, Locked & Current UPO, Actuals UPO. Daily/Weekly/Monthly Actual Demand % to Forecast comparison.

Forecast vs Actuals Summary metrics.

**Jump-to Dashboards available from this dashboard:**

None

# D04 Outbound SLA Dashboard

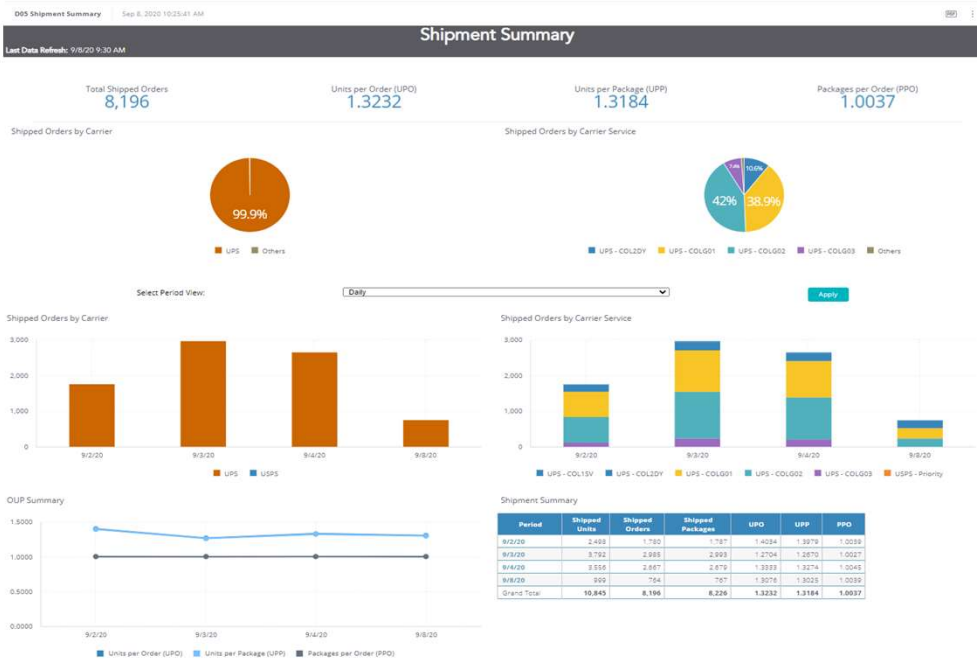


**Purpose:** Goal of this dashboard is to provide users understanding on how Radial is performing in terms of contracted service levels for shipping

**KPI's measured:** Service level breakdown by order speed type (expedites, ground by OD, ground by 1D, etc), exceptions, actuals vs forecasts details

**Jump-to Dashboards available from this dashboard:**  
None

# Shipment Summary Dashboard



© 2019 Radial, Inc. | 15



**Purpose:** Goal of this dashboard is to summarize the carrier & service breakdown of packages that have been shipped by Radial DC

**KPI's measured:** Total Shipped orders, Units per Order, Units per Package, Packages per Order.

Shipped Orders by Carrier and Carrier Services, OUP Summary, Shipment Summary (daily, weekly, monthly views)

**Jump-to Dashboards available from this dashboard:**

None



# Customized Order Overview Dashboard



© 2019 Radial, Inc. | 16

**Purpose:** The goal of the dashboard is to provide summary of the customized orders that Radial DC ships for clients

**KPI's measured:** Total interfaced Orders/units, Customized Units, Orders, Customized Units %, Customized Order %.

Unit Count summary by customization, Customized units' daily/weekly/monthly trends, Customized Unit% daily/weekly/monthly trends

Order Summary by Customization

**Jump-to Dashboards available from this dashboard:**

None

# Top and Tail-end Sold SKUs Dashboard



© 2019 Radial, Inc. | 17



**Purpose:** Goal of this dashboard is to provide users ability to see the top and tail end SKUs by units sold

**KPI's measured:** Unique SKU Sold Count, Total Orders Shipped, Total Units Shipped, SKU Sold Pareto plotted with Units Sold% against SKU Count, Show Top X SKUs, Show Bottom X SKUs where X can be changed

**Jump-to Dashboards available from this dashboard:**  
None

# R01 Order Forecast Details Dashboard

R01 Order Forecast Details | Sep 8, 2020 11:37:16 AM

Last Data Refresh: 9/8/20 9:30 AM

### Order Forecast Details

Order Forecast

Seller ID	Seller	Facility ID	Facility	Order Forecast Date	Actual Demand Units	Actual Demand Orders	Actual UPO	Locked Forecast Demand Units	Locked Forecast Demand Orders	% to Locked Forecast Units	% to Locked Forecast Orders	Current Forecast Demand Units	Current Forecast Demand Orders	% to Current Forecast Units	% to Current Forecast Orders	Locked Forecast UPO	Current Forecast UPO
0001	Radial (Burlington 185)	447	Burlington	9/8/20	2,802	706	3.97	20,545	4,280	13.64%	16.50%	3,141.88	1,885.13	89.18%	37.45%	4.80	1.67
0001	Radial (Burlington 185)	447	Burlington	9/7/20	9,430	2,722	3.46	6,236	1,886	151.22%	144.33%	2,827.69	1,696.62	333.49%	160.44%	3.31	1.67
0001	Radial (Burlington 185)	447	Burlington	9/6/20	5,248	1,710	3.07	5,285	1,598	99.30%	107.01%	5,284.98	1,598.34	99.30%	106.99%	3.31	3.31
0001	Radial (Burlington 185)	447	Burlington	9/5/20	6,061	1,888	3.21	8,059	2,121	75.21%	89.01%	8,059.21	2,120.85	75.21%	89.02%	3.80	3.80
0001	Radial (Burlington 185)	447	Burlington	9/4/20	8,495	2,453	3.46	8,645	2,275	98.26%	107.82%	8,645.34	2,275.09	98.26%	107.82%	3.80	3.80
0001	Radial (Burlington 185)	447	Burlington	9/3/20	10,087	2,834	3.56	9,818	2,584	102.74%	109.67%	9,817.59	2,583.58	102.74%	109.69%	3.80	3.80
0001	Radial (Burlington 185)	447	Burlington	9/2/20	9,051	2,657	3.41	12,675	3,336	71.41%	79.65%	12,674.95	3,335.51	71.41%	79.66%	3.80	3.80

« 1 »

**Purpose:** Goal of this dashboard is to allow user see current, locked forecast details & actuals on daily level

**Filters on this dashboard:** Client Name, Seller Name, Facility Name, Forecast Date

# R02 Order Details Dashboard

R02 Order Details | Sep 8, 2020 8:40:07 AM R02

**Order Details**

Last Data Refresh: 9/8/20 8:30 AM

Order Details

Seller ID	Seller	Facility ID	Facility	Client Web Order Number	OMS Order Release Number	Web Order Date	Interfaced Date & Time	Shipped Date & Time	Cancelled Date & Time	Cancel Reason	Carrier	Service	Carrier Tracking ID	Order Status
Bluff	Bluff	447	Burlington	WB207214379	101102266050001	9/2/20	09/03/2020 09:30:12	09/03/2020 17:05:03	N/A		UPS	PBX01	1Z9999999999999999	Shipped
Bluff	Bluff	447	Burlington	WB207214379	101102266050001	9/2/20	09/03/2020 09:30:12	09/03/2020 17:05:03	N/A		UPS	PBX01	1Z9999999999999999	Shipped
Bluff	Bluff	447	Burlington	WB207214379	101102266050001	9/2/20	09/03/2020 09:30:12	09/03/2020 17:05:03	N/A		UPS	PBX01	1Z9999999999999999	Shipped
Bluff	Bluff	447	Burlington	WB207214632	101101286350001	9/2/20	09/02/2020 10:00:33	09/02/2020 18:35:03	N/A		UPS	GND01	1Z9999999999999999	Shipped
Bluff	Bluff	447	Burlington	WB207214632	101101286350001	9/2/20	09/02/2020 10:00:33	09/02/2020 18:35:03	N/A		UPS	GND01	1Z9999999999999999	Shipped
Bluff	Bluff	447	Burlington	WB207214632	101101286350001	9/2/20	09/02/2020 10:00:33	09/02/2020 18:35:03	N/A		UPS	GND01	1Z9999999999999999	Shipped
Bluff	Bluff	447	Burlington	WB207214632	101101286350001	9/2/20	09/02/2020 10:00:33	09/02/2020 18:35:03	N/A		UPS	GND01	1Z9999999999999999	Shipped
Bluff	Bluff	447	Burlington	WB207214632	101101286350001	9/2/20	09/02/2020 10:00:33	09/02/2020 18:35:03	N/A		UPS	GND01	1Z9999999999999999	Shipped
Bluff	Bluff	447	Burlington	WB207214632	101101286350001	9/2/20	09/02/2020 10:00:33	09/02/2020 18:35:03	N/A		UPS	GND01	1Z9999999999999999	Shipped
Bluff	Bluff	447	Burlington	WB207214632	101101286350001	9/2/20	09/02/2020 10:00:33	09/02/2020 18:35:03	N/A		UPS	GND01	1Z9999999999999999	Shipped
Bluff	Bluff	447	Burlington	WB207214632	101101286350001	9/2/20	09/02/2020 10:00:33	09/02/2020 18:35:03	N/A		UPS	GND01	1Z9999999999999999	Shipped
Bluff	Bluff	447	Burlington	WB207215542	101101213730001	9/2/20	09/02/2020 08:00:07	09/02/2020 17:05:04	N/A		UPS	MIDC	1Z9999999999999999	Shipped
Bluff	Bluff	447	Burlington	WB207215863	101101283150001	9/2/20	09/02/2020 10:00:32	09/02/2020 19:45:04	N/A		UPS	PBX01	1Z9999999999999999	Shipped
Bluff	Bluff	447	Burlington	WB207215863	101101283150001	9/2/20	09/02/2020 10:00:32	09/02/2020 19:45:04	N/A		UPS	PBX01	1Z9999999999999999	Shipped
Bluff	Bluff	447	Burlington	WB207215863	101101283150001	9/2/20	09/02/2020 10:00:32	09/02/2020 19:45:04	N/A		UPS	PBX01	1Z9999999999999999	Shipped
Bluff	Bluff	447	Burlington	WB207215943	101101046640001	9/1/20	09/02/2020 00:00:04	09/02/2020 09:40:04	N/A		UPS	PBX01	1Z9999999999999999	Shipped

**Purpose:** Goal of this dashboard is to allow user to search for a specific orders and show different attributes on order and line details

**Filters on this dashboard:** Client Name, Seller Name, Facility Name, Order Interfaced Date, Client Web Order Number, OMS Order Release Number

# D01 Receiving Overview Dashboard



© 2019 Radial, Inc. | 20

Confidential



**Purpose:** Purpose of this dashboard is to provide insight into critical metrics of Inbound/Receiving department for Radial partners

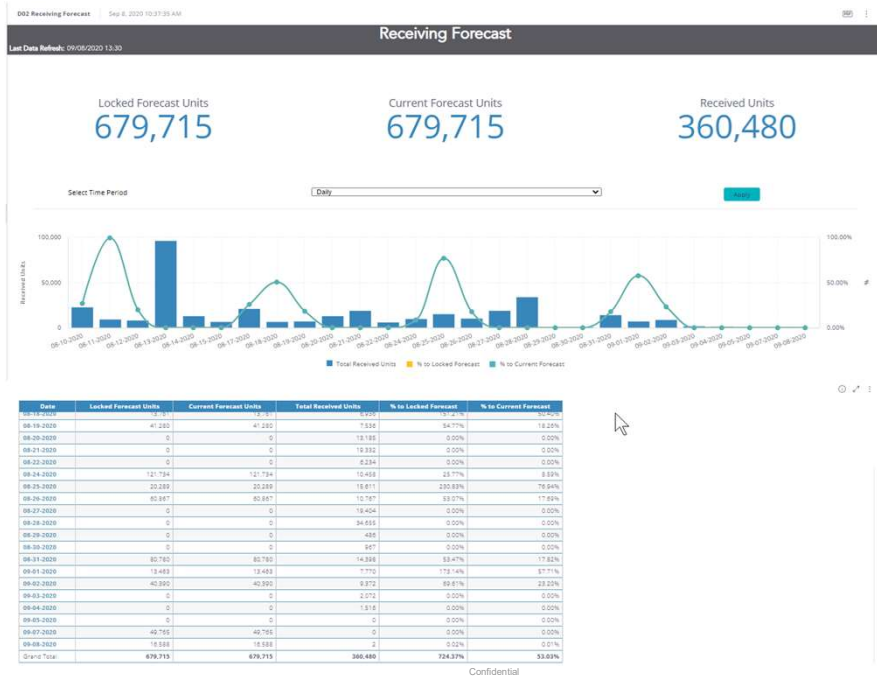
**KPI's measured:** Received Units, Putaway Units, open to Putaway Units, Daily/Weekly/Monthly trends for received quantity & open to putaway %.

Daily/Weekly/Monthly summary of critical receiving metrics such as expected units, received units, open to receive units, putaway units, open to putaway units, open to putaway %, Putaway units %

**Jump-to Dashboards available from this dashboard:**

None

# D02 Receiving Forecast Dashboard



**Purpose:** Goal of this dashboard is to measure how business sees the receiving activity with respect to the current & locked receiving forecasts

**KPI's measured:** Locked & Current receiving forecast units, Receiving Units, Daily/weekly/monthly trends of units received, % to locked forecasts, % to current forecasts

Daily/weekly/monthly summary of critical receiving & forecast numbers

**Jump-to Dashboards available from this dashboard:**

None

# R01 Receiving Details Dashboard

R01 Receiving Details | Sep 8, 2020 10:53:29 AM



## Receiving Details

Last Data Refresh: 09/08/2020 13:30

Seller ID	Seller Name	Facility ID	Facility Name	WMS PO-ASN Interface Date	PO Number	ASN Number	Item Number	UPC number	Item Desc	Unit Price	Retail Price	ASN Type	Expected Units	Received Units	Putaway Units	Open To
807	New Childrens Shoes	462	Indianapolis	07-31-2020	N/A	0199096290	054130115	193511977197	LS SLUB T...	0	12.95	YES	1,344	1,344	1,344	
807	New Childrens Shoes	462	Indianapolis	09-07-2020	N/A	0199163663	054161365	N/A	S AINT NO ...	0	9.5	YES	108	54	0	
807	New Childrens Shoes	462	Indianapolis	07-31-2020	N/A	0199096290	054102870	193511891967	LS WFL HE...	0	14.95	YES	84	84	84	
807	New Childrens Shoes	462	Indianapolis	07-21-2020	N/A	0199086542	054145298	193511988155	TODDLER ...	0	22.95	YES	160	160	160	
807	New Childrens Shoes	462	Indianapolis	09-07-2020	N/A	0199163663	054161368	N/A	S AINT NO ...	0	9.5	YES	108	0	0	
807	New Childrens Shoes	462	Indianapolis	09-07-2020	N/A	0199165201	054131233	N/A	B DINO CA...	0	19.95	YES	336	0	0	
807	New Childrens Shoes	462	Indianapolis	07-20-2020	N/A	0198899614	054115695	193511913218	KNIT SKIN...	0	29.5	YES	68	68	68	
807	New Childrens Shoes	462	Indianapolis	07-20-2020	N/A	0198899614	054145298	193511988155	TODDLER ...	0	22.95	YES	224	224	224	
807	New Childrens Shoes	462	Indianapolis	07-22-2020	N/A	0199087987	054118128	193511903926	2PK RGLN ...	0	24.95	YES	48	48	48	
807	New Childrens Shoes	462	Indianapolis	09-07-2020	N/A	0199165201	054131227	N/A	B DINO CA...	0	19.95	YES	588	0	0	
807	New Childrens Shoes	462	Indianapolis	09-07-2020	N/A	0199163663	054161370	N/A	S AINT NO ...	0	9.5	YES	108	0	0	
807	New Childrens Shoes	462	Indianapolis	09-07-2020	N/A	0199165201	054131228	N/A	B DINO CA...	0	19.95	YES	672	0	0	
807	New Childrens Shoes	462	Indianapolis	09-03-2020	N/A	0199149666	054102499	N/A	TG 2PK CA...	0	14.95	YES	230	0	0	
807	New Childrens Shoes	462	Indianapolis	09-04-2020	N/A	0199163210	055339634	N/A	IVORY FUR...	0	0	YES	126	0	0	
807	New Childrens Shoes	462	Indianapolis	07-21-2020	N/A	0199086542	054115695	193511913210	KNIT SKIN...	0	29.5	YES	68	68	68	
807	New Childrens Shoes	462	Indianapolis	09-07-2020	N/A	0199165201	054132120	N/A	B TRUCKS ...	0	32.95	YES	216	0	0	
807	New Childrens Shoes	462	Indianapolis	08-04-2020	N/A	0199109404	051300084	889705622682	DOVE GRE...	0	19.5	YES	72	72	72	
807	New Childrens Shoes	462	Indianapolis	09-07-2020	N/A	0199165201	054131887	N/A	G UNI AOP...	0	16.95	YES	88	0	0	
807	New Childrens Shoes	462	Indianapolis	09-07-2020	N/A	0199163663	054161367	N/A	S AINT NO ...	0	9.5	YES	324	0	0	
807	New Childrens Shoes	462	Indianapolis	09-04-2020	N/A	0199163209	055338529	N/A	BG GOLD ...	0	0	YES	480	0	0	
807	New Childrens Shoes	462	Indianapolis	09-07-2020	N/A	0199163663	055338985	N/A	LS WFL HE...	0	0	YES	924	84	0	
807	New Childrens Shoes	462	Indianapolis	09-04-2020	N/A	0199157248	055341935	N/A	BUFFALO S...	0	0	YES	864	0	0	
807	New Childrens Shoes	462	Indianapolis	09-07-2020	N/A	0199163663	054161369	N/A	S AINT NO ...	0	9.5	YES	324	0	0	
807	New Childrens Shoes	462	Indianapolis	09-07-2020	N/A	0199163663	055338212	N/A	ARM STRIP...	0	0	YES	4,608	648	0	
807	New Childrens Shoes	462	Indianapolis	09-04-2020	N/A	0199157248	055340524	N/A	SUMMIT P...	0	0	YES	882	0	0	

**Purpose:** Goal of this dashboard is to provide Radial partners PO/ASN details to line level  
**KPI's measured:** Show critical attributes on PO/ASN details based on PO ASN interface date  
**Filters on this dashboard:** Client Name, Seller Name, Facility Name, PO ASN Date, PO ASN Type (x = ASN created against PO, Yes = ASN created on fly)



# R02 Receiving Forecast Details Dashboard

R02 Receiving Forecast Details Sep 8, 2020 10:53:29 AM



## Receiving Forecast Details

Last Data Refresh: 09/08/2020 13:30

Seller ID	Seller	Facility ID	Facility	Date	Current Forecast Units	Locked Forecast Units	Received Units	Putaway Units	% to Locked Forecast	% to Current Forecast
1001	Amazon Services LLC	447	BURL	06-08-2020	78,852.6	78,852.6	1,744	1,523	2.21%	2.21%
1001	Amazon Services LLC	447	BURL	06-09-2020	13,142.10	13,142.10	26,228	26,172	199.57%	199.57%
1001	Amazon Services LLC	447	BURL	06-10-2020	39,426.3	39,426.3	9,120	9,120	23.13%	23.13%
1001	Amazon Services LLC	447	BURL	06-11-2020	0	0	11,432	11,432	0.00%	0.00%
1001	Amazon Services LLC	447	BURL	06-12-2020	0	0	14,743	14,743	0.00%	0.00%
1001	Amazon Services LLC	447	BURL	06-13-2020	0	0	1,830	1,830	0.00%	0.00%
1001	Amazon Services LLC	447	BURL	06-15-2020	106,601.4	106,601.4	5,021	5,021	4.71%	4.71%
1001	Amazon Services LLC	447	BURL	06-16-2020	17,766.9	17,766.9	7,401	7,401	41.66%	41.66%
1001	Amazon Services LLC	447	BURL	06-17-2020	53,300.7	53,300.7	15,055	15,055	28.25%	28.25%
1001	Amazon Services LLC	447	BURL	06-18-2020	0	0	12,302	12,241	0.00%	0.00%
1001	Amazon Services LLC	447	BURL	06-19-2020	0	0	17,952	17,952	0.00%	0.00%
1001	Amazon Services LLC	447	BURL	06-20-2020	0	0	62	62	0.00%	0.00%
1001	Amazon Services LLC	447	BURL	06-23-2020	41,557.2	41,557.2	7,496	7,496	18.04%	18.04%
1001	Amazon Services LLC	447	BURL	06-23-2020	10,389.3	10,389.3	14,527	14,527	139.83%	139.83%
1001	Amazon Services LLC	447	BURL	06-24-2020	20,778.6	20,778.6	1,772	1,772	8.53%	8.53%
1001	Amazon Services LLC	447	BURL	06-25-2020	0	0	6,586	6,586	0.00%	0.00%
1001	Amazon Services LLC	447	BURL	06-26-2020	0	0	2,393	2,393	0.00%	0.00%
1001	Amazon Services LLC	447	BURL	06-29-2020	87,231.6	87,231.6	13,424	13,424	15.39%	15.39%
1001	Amazon Services LLC	447	BURL	06-30-2020	9,692.4	9,692.4	15,405	15,405	158.94%	158.94%
1001	Amazon Services LLC	447	BURL	07-01-2020	43,615.8	43,615.8	24,258	24,258	55.62%	55.62%
1001	Amazon Services LLC	447	BURL	07-02-2020	0	0	11,481	11,481	0.00%	0.00%
1001	Amazon Services LLC	447	BURL	07-03-2020	0	0	3,772	3,772	0.00%	0.00%
1001	Amazon Services LLC	447	BURL	07-06-2020	43,479	43,479	13,038	13,038	29.99%	29.99%
1001	Amazon Services LLC	447	BURL	07-07-2020	7,246.5	7,246.5	10,469	10,469	144.47%	144.47%
1001	Amazon Services LLC	447	BURL	07-08-2020	21,739.5	21,739.5	395	395	1.82%	1.82%

**Purpose:** Purpose of this dashboard is to provide receiving forecast details and receiving details in the same view

**KPI's measured:** Receiving Forecast Date, current forecast units, locked forecast units, received units, putaway units, % to locked forecast, % to current forecast

**Filters on this dashboard:** Client Name, Seller Name, Facility Name, Receiving Forecast Date

# R03 Item Profile Details Dashboard

R03 Item Profile Details Sep 8, 2020 10:53:29 AM

87

## Item Profile

Last Data Refresh: 09/08/2020 13:30

Seller ID	Seller	Product Group	Season Code	Item Number	UPC Number	Item Description	Style	Color	Size	Vendor	Class Product Group	Class product Group Description	Weight	Weight UOM	Length
00000	Radial	452	N/A	049446830	N/A	MISCELLANEOUS BO...	ROCKBO...	NO COL...	OSFA EA	0000013...	N/A	N/A	N/A	N/A	N/A
00000	Radial	452	N/A	049446831	N/A	MANHATTAN,JWL.BAL...	D42274	NO COL...	10 B	0138160...	N/A	N/A	N/A	N/A	N/A
00000	Radial	452	N/A	049446832	N/A	MANHATTAN,JWL.BAL...	D42274	NO COL...	10.5 B	0138160...	N/A	N/A	N/A	N/A	N/A
00000	Radial	452	N/A	049446833	N/A	SOFT.SATCHEL.BLACK...	B27097	NO COL...	OSFA EA	0138160...	N/A	N/A	N/A	N/A	N/A
00000	Radial	452	N/A	049446834	N/A	POCKET.HOBO.BLACK...	B27120	NO COL...	OSFA EA	0138160...	N/A	N/A	N/A	N/A	N/A
00000	Radial	452	N/A	049446835	N/A	KTN PTE L-UP BT WPIL...	W05476	NO COL...	10 B	0138160...	N/A	N/A	N/A	N/A	N/A
00000	Radial	452	N/A	049446836	N/A	KTN PTE L-UP BT WPIL...	W05476	NO COL...	10.5 B	0138160...	N/A	N/A	N/A	N/A	N/A
00000	Radial	452	N/A	049446837	N/A	KTN PTE L-UP BT WPIL...	W05476	NO COL...	11 B	0138160...	N/A	N/A	N/A	N/A	N/A
00000	Radial	452	N/A	049446838	N/A	KTN PTE L-UP BT WPIL...	W05476	NO COL...	5 B	0138160...	N/A	N/A	N/A	N/A	N/A
00000	Radial	452	N/A	049446839	N/A	KTN PTE L-UP BT WPIL...	W05476	NO COL...	5.5 B	0138160...	N/A	N/A	N/A	N/A	N/A
00000	Radial	452	N/A	049446840	N/A	KTN PTE L-UP BT WPIL...	W05476	NO COL...	6 B	0138160...	N/A	N/A	N/A	N/A	N/A
00000	Radial	452	N/A	049446841	N/A	KTN PTE L-UP BT WPIL...	W05476	NO COL...	6.5 B	0138160...	N/A	N/A	N/A	N/A	N/A
00000	Radial	452	N/A	049446842	N/A	KTN PTE L-UP BT WPIL...	W05476	NO COL...	7 B	0138160...	N/A	N/A	N/A	N/A	N/A
00000	Radial	452	N/A	049446843	N/A	KTN PTE L-UP BT WPIL...	W05476	NO COL...	7.5 B	0138160...	N/A	N/A	N/A	N/A	N/A
00000	Radial	452	N/A	049446844	N/A	KTN PTE L-UP BT WPIL...	W05476	NO COL...	8 B	0138160...	N/A	N/A	N/A	N/A	N/A
00000	Radial	452	N/A	049446845	N/A	KTN PTE L-UP BT WPIL...	W05476	NO COL...	8.5 B	0138160...	N/A	N/A	N/A	N/A	N/A
00000	Radial	452	N/A	049446846	N/A	KTN PTE L-UP BT WPIL...	W05476	NO COL...	9 B	0138160...	N/A	N/A	N/A	N/A	N/A
00000	Radial	452	N/A	049446847	N/A	HAWKINS.MED.OXFO...	C10723	NO COL...	10 M	0138160...	N/A	N/A	N/A	N/A	N/A
00000	Radial	452	N/A	049446848	N/A	HAWKINS.MED.OXFO...	C10723	NO COL...	10.5 M	0138160...	N/A	N/A	N/A	N/A	N/A
00000	Radial	452	N/A	049446849	N/A	HAWKINS.MED.OXFO...	C10723	NO COL...	11 M	0138160...	N/A	N/A	N/A	N/A	N/A
00000	Radial	452	N/A	049446850	N/A	HAWKINS.MED.OXFO...	C10723	NO COL...	11.5 M	0138160...	N/A	N/A	N/A	N/A	N/A
00000	Radial	452	N/A	049446851	N/A	HAWKINS.MED.OXFO...	C10723	NO COL...	12 M	0138160...	N/A	N/A	N/A	N/A	N/A
00000	Radial	452	N/A	049446852	N/A	HAWKINS.MED.OXFO...	C10723	NO COL...	13 M	0138160...	N/A	N/A	N/A	N/A	N/A
00000	Radial	452	N/A	049446853	N/A	HAWKINS.MED.OXFO...	C10723	NO COL...	7 M	0138160...	N/A	N/A	N/A	N/A	N/A
00000	Radial	452	N/A	049446854	N/A	HAWKINS.MED.OXFO...	C10723	NO COL...	7.5 M	0138160...	N/A	N/A	N/A	N/A	N/A

< 1 2 3 4 5 6 7 8 9 >

Rows 1-25

**Purpose:** Goal of this dashboard is to provide SKU level details at Radial DC  
**KPI's measured:** Different item attributes including item dimensions, hazmat flag, conveyable & ship alone flags as well as GOH flag  
**Filters on this dashboard:** Client Name, Seller Name, SKU active flag (1 = Active, 0 = Inactive)

# D01 Inventory Overview Dashboard



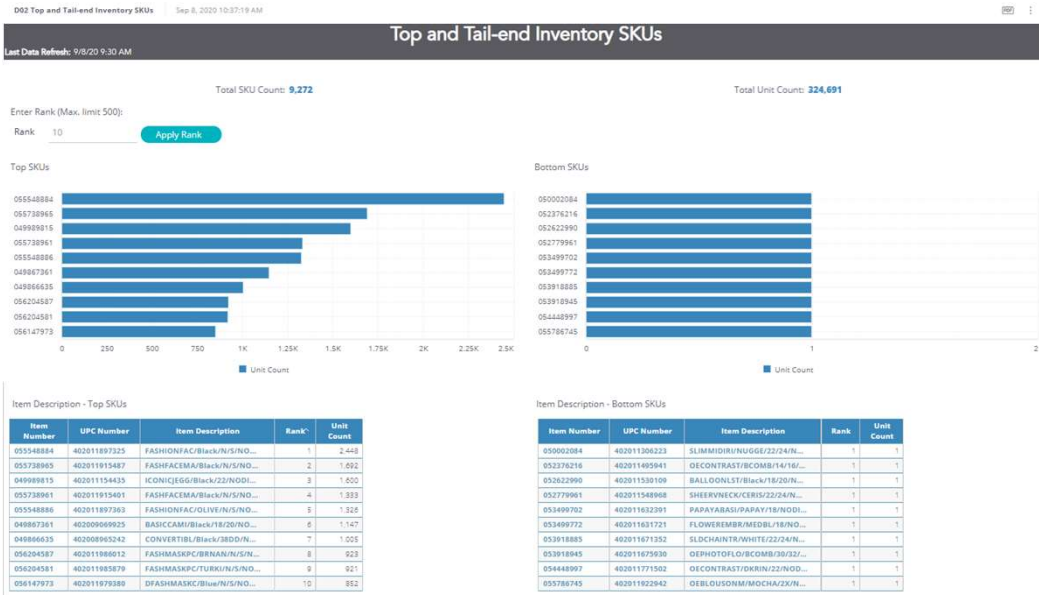
**Purpose:** Goal of this dashboard is to provide key Inventory metrics to Radial partners

**KPI's measured:** Total On-Hand units, Unique SKU count, Total on-hand value, Inventory aging by ship date & receive date, Inventory pareto to show unit count % and SKU count % metrics

Show critical cycle count metrics such as cycle count avg accuracy %, cycle count accuracy % metrics

**Jump-to Dashboards available from this dashboard:**  
 None

# D02 Top and Tail-end Inventory SKUs Dashboard



**Purpose:** Goal of this dashboard is to provide users ability to see the top and tail end SKUs by units in the inventory

**KPI's measured:** Show Top X SKUs, Show Bottom X SKUs where X can be changed

**Jump-to Dashboards available from this dashboard:**

None

# R01 Aged Inventory Details Dashboard

R01 Aged Inventory Details Sep 15, 2020 8:40:20 AM

Last Data Refresh: 9/15/20 6:30 AM

## Aged Inventory Details

Aged Inventory Details

Seller ID	Seller	Facility ID	Facility	Item Number	UPC Number	Item Description	Last Shipped Date	Shp Days Aged	Last Received Date	Rcv Days Aged	Item Cost	On H
		447	Burlington	049864016	015182159330	DAYSHEERSA/White/7X/NOD...	08/03/2020 21:45:04	43	09/08/2020 13:52:30	7	\$0	6
		447	Burlington	049864093	015182159279	DAYSHEERSA/FBLK/7X/NODL...	09/15/2020 00:20:03	0	09/14/2020 01:25:31	1	\$0	6
		447	Burlington	049864128	015182137772	DAYSHEERSA/OFFBL/1X2X/N...	09/11/2020 17:15:04	4	09/09/2020 23:19:00	6	\$0	4
		447	Burlington	049864129	015182137789	DAYSHEERSA/OFFBL/3X/4X/...	09/15/2020 01:40:03	0	09/08/2020 13:51:07	7	\$0	1
		447	Burlington	049864130	015182159521	DAYSHEERSA/OFFBL/5X/6X/...	09/14/2020 21:00:04	1	09/08/2020 13:52:14	7	\$0	7
		447	Burlington	049864131	015182056561	DAYSHEERSA/FBLK/1X2X/NO...	09/14/2020 08:35:03	1	09/08/2020 13:54:07	7	\$0	2
		447	Burlington	049864132	015182056578	DAYSHEERSA/FBLK/3X/4X/N...	09/15/2020 01:10:06	0	09/08/2020 13:49:32	7	\$0	4
		447	Burlington	049864143	015182056240	DAYSHEERSA/White/1X2X/N...	08/09/2020 14:10:03	37	09/08/2020 13:52:56	7	\$0	3
		447	Burlington	049864144	015182056257	DAYSHEERSA/White/3X/4X/N...	08/12/2020 12:15:04	34	09/08/2020 13:51:17	7	\$0	3
		447	Burlington	049864145	015182159323	DAYSHEERSA/White/5X/6X/N...	08/12/2020 10:15:04	34	09/08/2020 13:51:52	7	\$0	3
		447	Burlington	049864191	015182216736	DAYSHEERSA/FRNCF/1X2X/N...	09/14/2020 17:35:04	1	09/08/2020 13:54:41	7	\$0	5
		447	Burlington	049864258	015182137635	ULTRASHEER/OFFBL/3X/4X/...	08/07/2020 10:00:05	39	09/03/2020 11:01:56	12	\$0	6
		447	Burlington	049864259	015182137642	ULTRASHEER/OFFBL/5X/6X/...	09/09/2020 13:10:03	6	09/03/2020 11:01:46	12	\$0	2
		447	Burlington	049864260	015182054215	ULTRASHEER/FBLK/1X2X/NO...	09/09/2020 09:05:05	6	09/03/2020 11:02:22	12	\$0	1
		447	Burlington	049864284	015182054154	ULTRASHEER/IVORY/1X2X/N...	05/01/2020 16:43:14	137	09/03/2020 11:02:11	12	\$0	3
		447	Burlington	049864320	015182053973	ULTRASHEER/UTOPI/1X2X/N...	09/04/2020 19:30:04	11	09/03/2020 11:01:01	12	\$0	2
		447	Burlington	049864322	015182053997	ULTRASHEER/UTOPI/5X/6X/...	09/07/2020 13:45:04	8	09/03/2020 11:02:48	12	\$0	2
		447	Burlington	049864353	015182216293	ULTRASHEER/FRNCF/1X2X/N...	09/01/2020 13:45:04	14	09/03/2020 11:01:13	12	\$0	3
		447	Burlington	049864354	015182216309	ULTRASHEER/FRNCF/3X/4X/...	09/08/2020 09:40:03	7	09/03/2020 11:01:06	12	\$0	5
		447	Burlington	049864608	015182137277	CONTROLTOP/OFFBL/1X2X/...	09/06/2020 14:20:03	9	09/03/2020 11:05:09	12	\$0	1
		447	Burlington	049864609	015182137284	CONTROLTOP/OFFBL/3X/4X/...	09/13/2020 12:10:06	2	09/03/2020 11:05:04	12	\$0	4

**Purpose:** Goal of this dashboard is to provide aged inventory details

**KPI's measured:** Show various critical attributes on the item based on when the SKU was last received or shipped

**Filters on the dashboard:** Last received date, Client Name, Seller Name, Facility Name, Item ID

# R02 Inventory Details Dashboard

R02 Inventory Details Sep 15, 2020 8:40:20 AM



## Inventory Details

Last Data Refresh: 9/15/20 6:30 AM

Inventory Details

Seller ID	Seller	Facility ID	Facility	Product Group	Season Code	Item Number	UPC Number	Item Description	Style	Color	Size	Vendor	Class product Group	Class product Group Description
0001	Radial, Burlington	447	Burlington	445	N/A	049864016	015182159330	DAYSHEERSA/White/7X...	60200001	WHITE	7X	015182159330	61	Hosiery
0001	Radial, Burlington	447	Burlington	445	N/A	049864093	015182159279	DAYSHEERSA/FBLK/7X...	60200001	FANTASY...	7X	015182159279	61	Hosiery
0001	Radial, Burlington	447	Burlington	445	N/A	049864128	015182137772	DAYSHEERSA/OFFBLU/1...	60200001	OFF BLA...	1X/2X	015182137772	61	Hosiery
0001	Radial, Burlington	447	Burlington	445	N/A	049864129	015182137789	DAYSHEERSA/OFFBLU/3...	60200001	OFF BLA...	3X/4X	015182137789	61	Hosiery
0001	Radial, Burlington	447	Burlington	445	N/A	049864130	015182159521	DAYSHEERSA/OFFBLU/5...	60200001	OFF BLA...	5X/6X	015182159521	61	Hosiery
0001	Radial, Burlington	447	Burlington	445	N/A	049864131	015182056561	DAYSHEERSA/FBLK/1X2...	60200001	FANTASY...	1X/2X	015182056561	61	Hosiery
0001	Radial, Burlington	447	Burlington	445	N/A	049864132	015182056578	DAYSHEERSA/FBLK/3X/...	60200001	FANTASY...	3X/4X	015182056578	61	Hosiery
0001	Radial, Burlington	447	Burlington	445	N/A	049864143	015182056240	DAYSHEERSA/White/1X...	60200001	WHITE	1X/2X	015182056240	61	Hosiery
0001	Radial, Burlington	447	Burlington	445	N/A	049864144	015182056257	DAYSHEERSA/White/3X...	60200001	WHITE	3X/4X	015182056257	61	Hosiery
0001	Radial, Burlington	447	Burlington	445	N/A	049864145	015182159323	DAYSHEERSA/White/5X...	60200001	WHITE	5X/6X	015182159323	61	Hosiery
0001	Radial, Burlington	447	Burlington	445	N/A	049864191	015182216736	DAYSHEERSA/FRNCF/1...	60200001	FRENCH ...	1X/2X	015182216736	61	Hosiery
0001	Radial, Burlington	447	Burlington	445	N/A	049864258	015182137635	ULTRASHEER/OFFBL/3X...	60200002	OFF BLA...	3X/4X	015182137635	61	Hosiery
0001	Radial, Burlington	447	Burlington	445	N/A	049864259	015182137642	ULTRASHEER/OFFBL/5X...	60200002	OFF BLA...	5X/6X	015182137642	61	Hosiery
0001	Radial, Burlington	447	Burlington	445	N/A	049864260	015182054215	ULTRASHEER/FBLK/1X2...	60200002	FANTASY...	1X/2X	015182054215	61	Hosiery
0001	Radial, Burlington	447	Burlington	445	N/A	049864284	015182054154	ULTRASHEER/IVORY/1X...	60200002	IVORY	1X/2X	015182054154	61	Hosiery
0001	Radial, Burlington	447	Burlington	445	N/A	049864320	015182053973	ULTRASHEER/UTOPIA/1X...	60200002	UTOPIA	1X/2X	015182053973	61	Hosiery
0001	Radial, Burlington	447	Burlington	445	N/A	049864322	015182053997	ULTRASHEER/UTOPIA/5X...	60200002	UTOPIA	5X/6X	015182053997	61	Hosiery
0001	Radial, Burlington	447	Burlington	445	N/A	049864353	015182216293	ULTRASHEER/FRNCF/1...	60200002	FRENCH ...	1X/2X	015182216293	61	Hosiery
0001	Radial, Burlington	447	Burlington	445	N/A	049864354	015182216309	ULTRASHEER/FRNCF/3...	60200002	FRENCH ...	3X/4X	015182216309	61	Hosiery
0001	Radial, Burlington	447	Burlington	445	N/A	049864608	015182137277	CONTROLTOP/OFFBLU/1...	60250001	OFF BLA...	1X/2X	015182137277	61	Hosiery
0001	Radial, Burlington	447	Burlington	445	N/A	049864609	015182137284	CONTROLTOP/OFFBLU/3...	60250001	OFF BLA...	3X/4X	015182137284	61	Hosiery

**Purpose:** Goal of this dashboard is to provide inventory details

**KPI's measured:** Show various critical attributes on the item & inventory

**Filters on the dashboard:** Last received date, Client Name, Seller Name, Facility Name, UPC Number



# R03 Cycle Count Details Dashboard

R03 Cycle Count Details Sep 15, 2020 8:40:20 AM

60 :

## Cycle Count Details

Last Data Refresh: 9/15/20 6:30 AM

Cycle Count Details

Seller ID	Seller	Facility ID	Facility	Location	Item Number	UPC Number	Item Description	Date Counted	Lot Counted	Count ID	Expected Units	Counted Units	Difference	Difference Flag	Status
		355	Mississauga	G05-11A-009	052437847	27481	Vital Seamless Leggings...	07/23/2020 13:17:58	N/A	365924	70	70	0	0	Exact Match
		355	Mississauga	G04-12D-001	052437847	27481	Vital Seamless Leggings...	07/23/2020 13:02:53	N/A	365913	71	71	0	0	Exact Match
		355	Mississauga	G15-07B-002	052437847	27481	Vital Seamless Leggings...	07/22/2020 11:00:15	N/A	365567	50	51	-1	1	Overage
		355	Mississauga	G07-07B-001	052437848	27480	Vital Seamless Leggings...	07/23/2020 16:01:24	N/A	366015	60	60	0	0	Exact Match
		355	Mississauga	G08-18D-003	052439009	21752	LA Mont Backpack - Bla...	07/22/2020 11:48:05	N/A	365610	5	5	0	0	Exact Match
		355	Mississauga	G07-14D-005	052439985	29084	Camo Seamless Long Sl...	07/23/2020 10:41:03	N/A	365833	0	1	-1	1	Overage
		355	Mississauga	G09-12D-001	052440226	264037	Breeze Lightweight Sea...	07/23/2020 12:28:26	N/A	365879	0	1	-1	1	Overage
		355	Mississauga	G12-03D-004	052440449	264435	Breeze Lightweight Sea...	07/23/2020 14:55:23	N/A	366003	0	1	-1	1	Overage
		355	Mississauga	G07-12A-003	052440677	324178	Ultra Seamless Crop To...	07/23/2020 10:33:19	N/A	365827	0	1	-1	1	Overage
		355	Mississauga	G06-20B-009	052441165	26712	Energy Seamless Crop ...	07/23/2020 14:11:36	N/A	365965	85	85	0	0	Exact Match
		355	Mississauga	G06-20B-006	052441165	26712	Energy Seamless Crop ...	07/23/2020 14:11:02	N/A	365964	86	86	0	0	Exact Match
		355	Mississauga	G06-19B-001	052441169	26711	Energy Seamless Crop ...	07/23/2020 13:58:31	N/A	365958	72	72	0	0	Exact Match
		355	Mississauga	G09-24D-001	052442152	438634	Training Crop Tank - Po...	07/23/2020 12:50:31	N/A	365898	0	2	-2	1	Overage
		355	Mississauga	G15-17A-007	052442622	124175	Essential Crop Gilet - Bl...	07/22/2020 11:16:55	N/A	365581	0	1	-1	1	Overage
		355	Mississauga	G13-07E-005	052442890	136031	Fit Leggings - Slate Lave...	07/24/2020 10:59:18	N/A	366069	0	1	-1	1	Overage
		355	Mississauga	G04-08C-007	052443360	57390	Legacy Fitness Joggers ...	07/23/2020 09:15:18	N/A	365755	0	1	-1	1	Overage
		355	Mississauga	G05-07A-003	052443436	49246	Revival Joggers - Taupe ...	07/23/2020 13:12:12	N/A	365920	1	1	0	0	Exact Match
		355	Mississauga	G13-07C-008	052443691	139424	Ark High Waisted Jogge...	07/24/2020 10:55:25	N/A	366067	0	1	-1	1	Overage
		355	Mississauga	G12-10D-003	052443706	139125	Ark High Waisted Jogge...	07/22/2020 13:34:16	N/A	365678	30	30	0	0	Exact Match
		355	Mississauga	G08-18E-002	052443719	271169	Legacy Fitness Joggers ...	07/23/2020 11:15:56	N/A	365852	0	1	-1	1	Overage
		355	Mississauga	G04-02D-007	052443730	270573	Legacy Fitness Joggers ...	07/23/2020 09:10:26	N/A	365749	0	1	-1	1	Overage
		355	Mississauga	G08-18C-009	052444169	27499	Energy Seamless Leggi...	07/22/2020 11:47:04	N/A	365608	40	40	0	0	Exact Match

© 2019 Radial, Inc. | 29

Confidential



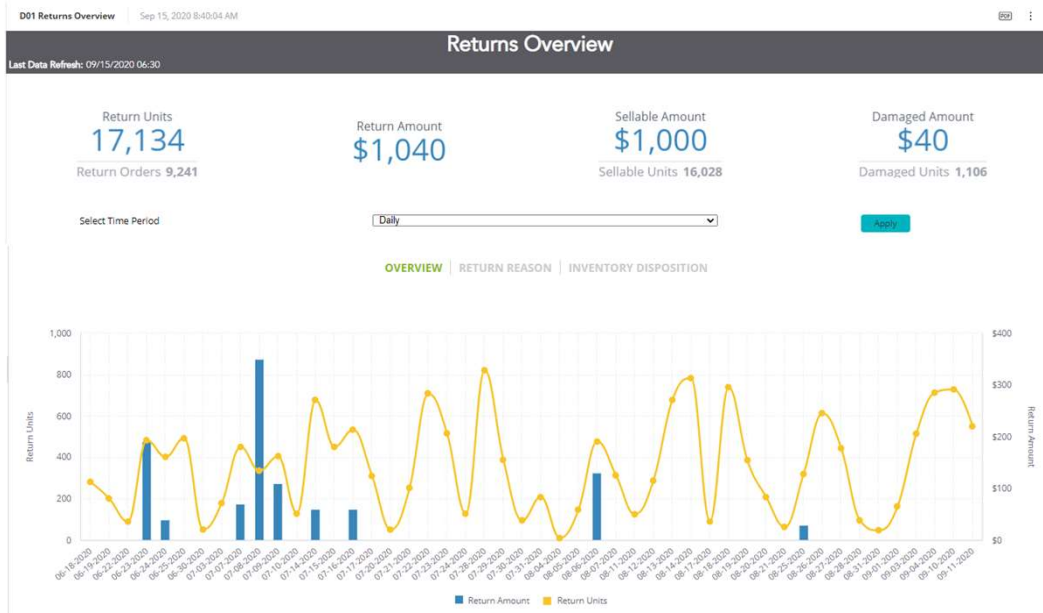
**Purpose:** Goal of this dashboard is to provide cycle count details

**KPI's measured:** Show various critical attributes on the cycle count like item details, date counted, expected units, counted units, overage/underage

**Filters on the dashboard:** Date counted, Client Name, Seller Name, Facility Name, Item Number



# D01 Returns Overview Dashboard – Part 1



© 2019 Radial, Inc. | 30

Confidential



**Purpose:** Goal of this dashboard is to provide critical returns related metrics

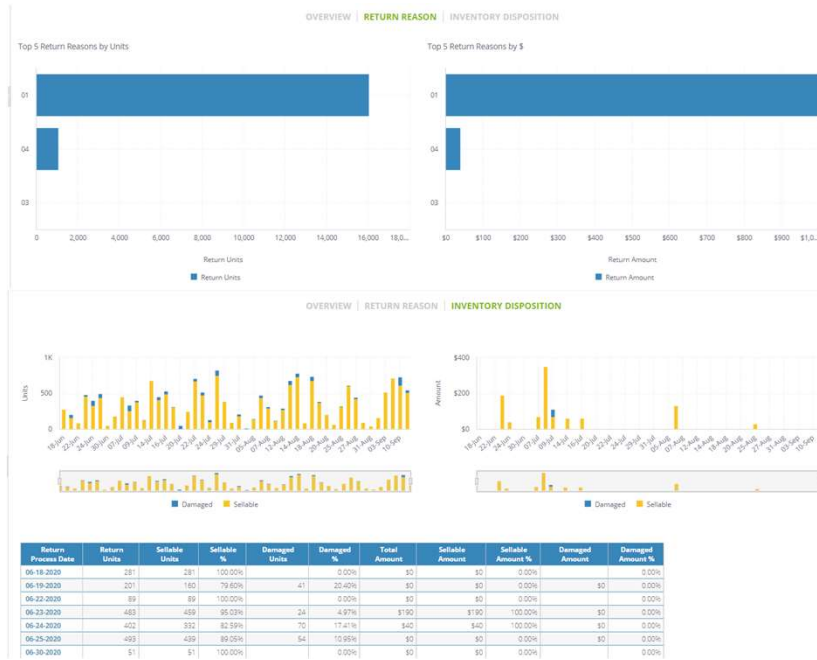
**KPI's measured:** Show return units/orders, return amount, sellable amount, sellable units, damaged amount, damaged units

Show daily/weekly/monthly trends of return amount, return units, top 5 return reasons by units & amount, damaged vs sellable trend by units & amount

**Jump-to Dashboards available from this dashboard:**

none

# D01 Returns Overview Dashboard – Part 2



© 2019 Radial, Inc. | 31

Confidential



**Purpose:** Goal of this dashboard is to provide critical returns related metrics

**KPI's measured:** Show return units/orders, return amount, sellable amount, sellable units, damaged amount, damaged units

Show daily/weekly/monthly trends of return amount, return units, top 5 return reasons by units & amount, damaged vs sellable trend by units & amount

**Jump-to Dashboards available from this dashboard:**

none

# R01 Returns Details Dashboard

R01 Returns Details | Sep 15, 2020 8:41:28 AM

>Returns Details

Last Data Refresh: 9/15/20 06:30

Seller ID	Seller	Facility ID	Facility	Web Order Number	WMS Order	Order Line Number	Return Process Date	Open return flag	Product Group	Item Number	UPC Number	Item Description
		355	Mississauga	#CA229795	100877488370	13	08-18-2020	N	463	052452963	5057913177294	Studio SS T-Shirt - W...
		355	Mississauga	#CA229795	100877488370	14	08-18-2020	N	463	052445559	5057913028992	Pro Perform Leggin...
		355	Mississauga	#CA229795	100877488370	15	08-18-2020	N	463	052437844	5057913149826	Flex High Waisted L...
		355	Mississauga	#CA242316	100886636080	12	08-19-2020	N	463	052446440	5057913209254	Training Full Length ...
		355	Mississauga	#CA254402	100912413460	2	08-26-2020	N	463	052449932	5057913188542	Studio Sports Bra 1 ...
		355	Mississauga	#CA254402	100912413460	3	08-26-2020	N	463	052444173	5057913006426	Energy Seamless Le...
		355	Mississauga	#CA257383	100919724080	2	08-18-2020	N	463	052444757	5057913259372	Vital Seamless Leggi...
		355	Mississauga	#CA259147	100923558310	3	08-19-2020	N	463	052444633	5057913199630	Vital Seamless Leggi...
		355	Mississauga	#CA259147	100923558310	6	08-19-2020	N	463	052441408	5057913199081	Vital Seamless Long ...
		355	Mississauga	#CA259480	100948737320	3	08-26-2020	N	463	052444826	5057913199777	Vital Seamless Leggi...
		355	Mississauga	#CA261557	100927473720	3	08-25-2020	N	463	052440327	5057913161927	Breeze Lightweight ...
		355	Mississauga	#CA263321	100931593660	9	08-26-2020	N	463	052445392	5057913186562	Ultra Seamless Legg...
		355	Mississauga	#CA263321	100931593660	10	08-26-2020	N	463	052444375	5057913006679	Energy Seamless Cr...
		355	Mississauga	#CA264432	100934001210	1	08-18-2020	N	463	052459725	5057913203061	Combat Sleeveless ...
		355	Mississauga	#CA264432	100934001210	2	08-18-2020	N	463	052459715	5057913202965	Combat Sleeveless ...
		355	Mississauga	#CA264432	100934001210	3	08-18-2020	N	463	052459730	5057913263799	Combat Sleeveless ...
		355	Mississauga	#CA264432	100934001210	4	08-18-2020	N	463	052461212	5057913270308	Apex Stringer - Flam...
		355	Mississauga	#CA264432	100934001210	5	08-18-2020	N	463	052460987	5057913188238	Block Stringer - Bloc...
		355	Mississauga	#CA264432	100934001210	6	08-18-2020	N	463	052461042	5057913109820	Compound Stringer ...
		355	Mississauga	#CA264432	100934001210	7	08-18-2020	N	463	052460992	5057913196783	Block Stringer - Clar...
		355	Mississauga	#CA264432	100934001210	8	08-18-2020	N	463	052461227	5057913270636	Apex Stringer - Whit...
		355	Mississauga	#CA264432	100934001210	9	08-18-2020	N	463	052460862	5057913046620	Critical Stringer - Bla...

**Purpose:** Goal of this dashboard is to provide return details of what being received in the Radial DC

**KPI's measured:** Show critical details on individual return lines

**Filters on this dashboard:** Return processed date, Client Name, Seller Name & Facility Name